



Actual patient treated with COSENTYX.
Individual results may vary.

**WATCH ME
TAKE ON MY DAY.**



Cosentyx[®]
(secukinumab)

INDICATIONS

COSENTYX[®] (secukinumab) is a prescription medicine used to treat adults:

- with moderate to severe plaque psoriasis that involves large areas or many areas of the body, and who may benefit from taking injections or pills (systemic therapy) or phototherapy (treatment using ultraviolet or UV light, alone or with systemic therapy)
- with active psoriatic arthritis

IMPORTANT SAFETY INFORMATION

Do not use COSENTYX if you have had a severe allergic reaction to secukinumab or any of the other ingredients in COSENTYX. See the Consumer Brief Summary for a complete list of ingredients.

Please see additional Important Safety Information throughout this brochure.
Please see Consumer Brief Summary on pages 14–18.

Visit [COSENTYX.com/PsA](https://www.cosentyx.com/PsA) for more information.

HELLO

Living with psoriatic arthritis is full of challenges. Having a condition that causes joint pain and limits your mobility can turn your everyday activities into daily challenges. And while you continually power through the pain, swelling, stiff joints, and sometimes even scaly, itchy skin, it may mean missing out on doing the things you love.

If you're not satisfied with your current treatment and are considering other options, keep reading to learn more about COSENTYX[®], and talk to your doctor if you're ready to find out what's next.



Actual patient treated with COSENTYX.
Individual results may vary.
Indicated for adults only.

Patients in this brochure have been compensated for their time.

LEARN

What is COSENTYX? 4
How it can help.....6
Dosing.....7

DISCUSS

What to ask your doctor.....8

DECIDE

24/7 support..... 10

CONSUMER BRIEF

SUMMARY.....14

INSTRUCTIONS FOR USE

COSENTYX Prefilled Syringe...20
COSENTYX Sensoready[®] Pen...29

IMPORTANT SAFETY INFORMATION

COSENTYX is a medicine that affects your immune system. COSENTYX may increase your risk of having serious side effects such as:

Infections

COSENTYX may lower the ability of your immune system to fight infections and may increase your risk of infections.

- Your doctor should check you for tuberculosis (TB) before starting treatment with COSENTYX.
- If your doctor feels that you are at risk for TB, you may be treated with medicine for TB before you begin treatment with COSENTYX and during treatment with COSENTYX.
- Your doctor should watch you closely for signs and symptoms of TB during treatment with COSENTYX. **Do not take COSENTYX if you have an active TB infection.**

Please see additional Important Safety Information throughout this brochure.

Please see Consumer Brief Summary on pages 14–18.

Visit COSENTYX.com/PsA for more information.

FOR MANY, COSENTYX[®] MAY HELP. IT'S THE FIRST OF ITS KIND.

That's why it's important to know that COSENTYX could reduce the number of painful and swollen joints caused by psoriatic arthritis (PsA), and could improve your plaque psoriasis (PsO).

If you're ready to get going, it's worth learning more about COSENTYX and how it may help.

WHAT IS COSENTYX?

COSENTYX is a different kind of medication to treat psoriatic arthritis. It's the first FDA-approved medication that specifically targets IL-17A and the only medication in its class to be approved for psoriatic arthritis.

MEET IL-17A

Psoriatic arthritis is the result of an overactive immune system. While the specific causes of psoriatic arthritis are not fully known, it is believed that there are multiple proteins in your immune system, including IL-17A, which may play a role in inflammation.

IMPORTANT SAFETY INFORMATION

Before starting COSENTYX, tell your doctor if you:

- are being treated for an infection
- have an infection that does not go away or that keeps coming back
- have TB or have been in close contact with someone with TB
- think you have an infection or have symptoms of an infection such as:
 - fevers, sweats, or chills
 - muscle aches
 - cough
 - shortness of breath
 - blood in your phlegm
 - weight loss
 - warm, red, or painful skin or sores on your body
 - diarrhea or stomach pain
 - burning when you urinate or urinate more often than normal

COSENTYX CAN MAKE A DIFFERENCE.

COSENTYX is proven to reduce symptoms of psoriatic arthritis. In clinical studies, people taking COSENTYX felt better, experienced less PsA pain and had fewer swollen joints, and saw improvement in their plaque psoriasis at 16 weeks.



**FEWER
PAINFUL JOINTS**



**IMPROVED PHYSICAL
FUNCTIONING**



**FEWER
SWOLLEN JOINTS**



**IMPROVED PLAQUE
PSORIASIS**

AT 16 WEEKS

60% OF PEOPLE

SAW A

20% IMPROVEMENT IN
PSA SYMPTOMS

IMPORTANT SAFETY INFORMATION

After starting COSENTYX, call your doctor right away if you have any signs of infection listed on page 4. Do not use COSENTYX if you have any signs of infection unless you are instructed to by your doctor.

Inflammatory Bowel Disease

New cases of inflammatory bowel disease or "flare-ups" can happen with COSENTYX, and can sometimes be serious. If you have inflammatory bowel disease (ulcerative colitis or Crohn's disease), tell your doctor if you have worsening disease symptoms during treatment with COSENTYX or develop new symptoms of stomach pain or diarrhea.

Please see additional Important Safety Information throughout this brochure.

Please see Consumer Brief Summary on pages 14–18.

Visit [COSENTYX.com/PsA](https://www.cosentyx.com/PsA) for more information.

COSENTYX[®] MAY HELP TO REDUCE THE NUMBER OF PAINFUL AND SWOLLEN JOINTS, SO YOU DON'T HAVE TO FIGHT THROUGH YOUR DAY.

How you manage your PsA pain can have a big impact on how you live your daily life. Having fewer painful and swollen joints can help you put your best foot forward.

COSENTYX can help you take on your daily activities.

AT
16
WEEKS

People in clinical trials completed a questionnaire that asked how difficult it was to complete daily activities. On average at 16 weeks, people taking COSENTYX showed **overall improvement** in their ability to perform activities. The questions covered categories such as:

- Getting in and out of bed
- Using hands to eat
- Reaching to get objects from above or below
- Taking care of personal hygiene
- Getting dressed on their own
- Walking outdoors on flat ground
- Gripping objects

At 6 months, the majority of people saw improvement in fingers and toes that were completely swollen, as well as other areas that were tender to touch or pressure.

EXPERIENCE

COSENTYX has been studied in more than **1000 people** with psoriatic arthritis in clinical trials.



If you are ready to move forward with less PsA pain and improved mobility, ask your doctor if COSENTYX is right for you.

IMPORTANT SAFETY INFORMATION

Serious Allergic Reactions

Serious allergic reactions can occur. Get emergency medical help right away if you get any of the following symptoms: feeling faint; swelling of your face, eyelids, lips, mouth, tongue, or throat; trouble breathing or throat tightness; chest tightness; or skin rash. **If you have a severe allergic reaction, do not give another injection of COSENTYX.**

TAKING COSENTYX



COSENTYX is a once-a-month injection, but your doctor may prescribe 5 weekly doses to get you started. The recommended dose is 150 mg, but if you also have moderate to severe PsO or continue to have PsA symptoms after you start, your doctor may prescribe 300 mg (taken as two 150-mg injections).

COSENTYX is available in **2 different injection devices—the unique Sensoready[®] Pen and a prefilled syringe**. Make sure to talk to your doctor to find out which one may be a better option for you. You can also see how each device works by watching the demonstration videos at COSENTYX.com.

People taking COSENTYX may self-inject on their own after proper training from their healthcare professional.

You can take COSENTYX with or without methotrexate. COSENTYX works similarly whether you take methotrexate or not.

IMPORTANT SAFETY INFORMATION

Before starting COSENTYX, tell your doctor if you:

- have any of the conditions or symptoms listed on page 4 for infections
- have inflammatory bowel disease (Crohn's disease or ulcerative colitis)
- are allergic to latex. The needle caps contain latex.
- have recently received or are scheduled to receive an immunization (vaccine). People who take COSENTYX **should not** receive live vaccines.
- have any other medical conditions
- are pregnant or plan to become pregnant. It is not known if COSENTYX can harm your unborn baby. You and your doctor should decide if you will use COSENTYX.
- are breastfeeding or plan to breastfeed. It is not known if COSENTYX passes into your breast milk.

Please see additional Important Safety Information throughout this brochure.

Please see Consumer Brief Summary on pages 14–18.

Visit COSENTYX.com/PsA for more information.

WHEN YOU'RE CONSIDERING COSENTYX[®]

If you're dissatisfied with your current treatment, now it's time to decide if COSENTYX is the right choice for you.

If you're still on the fence, ask yourself these 6 questions about your current treatment and discuss your answers with your doctor:

Q1 Is my current treatment working as well as it used to?

Q2 Have I experienced improvements in psoriatic arthritis symptoms and do I have fewer skin plaques than when I first started treatment?

Q3 Has my mobility improved and has my skin become clearer?

Q4 Am I experiencing any tenderness, pain, or swelling in my joints?

Q5 Have I been able to more easily get through some of the daily activities I enjoy?

Q6 Am I ready to investigate my alternatives?

Next, talk openly and honestly about your answers with your doctor. Don't be afraid to speak up and be descriptive. Let your doctor know how your psoriatic arthritis really affects you and your daily activities. And be specific about what you expect from your treatment.

IMPORTANT SAFETY INFORMATION

Tell your doctor about all the medicines you take, including prescription and over-the-counter medicines, vitamins, and herbal supplements. Know the medicines you take. Keep a list of your medicines to show your doctor and pharmacist when you get a new medicine.



Actual patient treated with COSENTYX.
Individual results may vary.

Please see additional Important Safety Information throughout this brochure.

Please see Consumer Brief Summary on pages 14–18.

Visit [COSENTYX.com/PsA](https://www.cosentyx.com/PsA) for more information.

WE'RE ALWAYS HERE TO HELP.

The COSENTYX[®] Connect Personal Support Program gives people who have been prescribed COSENTYX a dedicated support team that is always available to answer financial and medication-related questions, 24/7.

HERE'S WHAT YOU CAN EXPECT WITH COSENTYX CONNECT



INDIVIDUALIZED SUPPORT FROM THE START

To help you get going right away, you'll be contacted by a specialist on your support team at COSENTYX Connect to help investigate your insurance and answer questions. Or you'll work with the specialty pharmacy that is filling your prescription to make sure your insurance is in place.



TOOLS TO GET YOU STARTED

To help you get started, you'll receive a Welcome Kit that includes:

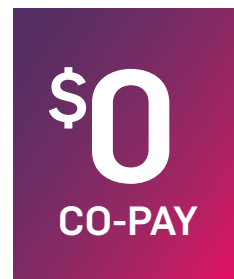
- Injection demonstration videos so you can see step-by-step instructions for taking your medication
- A travel kit so you can take your medication with you and keep it at the right temperature
- A magnetic timer to help you keep track of the time it takes to get your medication to room temperature
- An injection reminder card and stickers to help you keep track of your injection schedule

You'll also be mailed a recyclable sharps container to easily dispose of your injection materials and return them.



ONGOING 24/7 SUPPORT

To help you stay on track, our team of support specialists is here to provide you with important information about your medication. As part of COSENTYX Connect, you'll also receive useful information by e-mail, and we'll provide you with tools and resources to help you along the way.



You may be eligible for our \$0 co-pay* program. The support team at the COSENTYX Connect Personal Support Program will help you coordinate this benefit.

* Limitations apply. See program terms and conditions. For those commercially insured and 18 years or older. Up to a \$16,000 annual cap. You will be responsible for any co-pay once limit is reached in a calendar year. This offer is not valid under Medicare, Medicaid, or any other federal or state program. Not valid for cash-paying patients. Novartis reserves the right to rescind, revoke, or amend this program without notice. Enrollment expires 12/31/16.



FREE MEDICATION

You may have access to free medication through the Initiate Program if you are commercially insured and you are experiencing a delay in getting access to COSENTYX, or your insurance plan does not cover COSENTYX. With the completion of a signed Service Request Form (SRF), the Initiate Program can support you with free medication while you wait.†

If you're eligible, you could get up to 3 months of free medication.

† Limitations apply. Program duration covers initial 5 weekly doses (if prescribed by your doctor) and monthly doses up to program limits. Participation in the Initiate Program is not a guarantee of availability of insurance coverage or alternative financial assistance programs. Offer is not available to patients receiving Medicare, Medicaid, or any other federal or state program benefits. If during the Initiate Program, you are able to obtain insurance coverage approval for COSENTYX, you will no longer be eligible for this program. If you have not previously been treated with a biologic medication for your condition or if your insurance does not cover COSENTYX, additional free medication may be available as part of the Initiate Program. Novartis reserves the right to rescind, revoke, or amend this program without notice. Enrollment expires 12/31/16.

You can also visit COSENTYX.com or call 1-844-COSENTYX for more information.

Please see Important Safety Information throughout this brochure.

Please see Consumer Brief Summary on pages 14–18.

Visit COSENTYX.com/PsA for more information.

IMPORTANT SAFETY INFORMATION

How should I use COSENTYX[®]?

See the detailed Instructions for Use that comes with your COSENTYX for information on how to prepare and inject a dose of COSENTYX, and how to properly throw away (dispose of) used COSENTYX Sensoready[®] pens and prefilled syringes.

- Use COSENTYX exactly as prescribed by your doctor.
- If your doctor decides that you or a caregiver may give your injections of COSENTYX at home, you should receive training on the right way to prepare and inject COSENTYX. Do not try to inject COSENTYX yourself, until you or your caregiver has been shown how to inject COSENTYX by your doctor or nurse.

The most common side effects of COSENTYX include: cold symptoms, diarrhea, and upper respiratory infections. These are not all of the possible side effects of COSENTYX. Call your doctor for medical advice about side effects.

You are encouraged to report negative side effects of prescription drugs to the FDA. Visit www.fda.gov/medwatch, or call 1-800-FDA-1088.



Please see additional Important Safety Information throughout this brochure.

Please see Consumer Brief Summary on pages 14–18.

Visit COSENTYX.com/PsA for more information.

CONSUMER BRIEF SUMMARY

The risk information provided here is not comprehensive. This information does not take the place of talking with your doctor about your medical condition or treatment.

To learn more about COSENTYX[®], talk to your doctor or pharmacist. For more information and to obtain the FDA-approved product labeling, call 1-888-669-6682 or visit www.COSENTYX.com/PsA.

What is the most important information I should know about COSENTYX?

COSENTYX is a medicine that affects your immune system. COSENTYX may increase your risk of having serious side effects such as:

Infections. COSENTYX may lower the ability of your immune system to fight infections and may increase your risk of infections.

- Your healthcare provider should check you for tuberculosis (TB) before starting treatment with COSENTYX.
- If your healthcare provider feels that you are at risk for TB, you may be treated with medicine for TB before you begin treatment with COSENTYX and during treatment with COSENTYX.
- Your healthcare provider should watch you closely for signs and symptoms of TB during treatment with COSENTYX. **Do not take COSENTYX if you have an active TB infection.**

Before starting COSENTYX, tell your healthcare provider if you:

- are being treated for an infection
- have an infection that does not go away or that keeps coming back
- have TB or have been in close contact with someone with TB
- think you have an infection or have symptoms of an infection such as:
 - fevers, sweats, or chills
 - muscle aches
 - cough
 - shortness of breath
 - blood in your phlegm
 - weight loss
 - warm, red, or painful skin or sores on your body
 - diarrhea or stomach pain
 - burning when you urinate or urinate more often than normal

After starting COSENTYX, call your healthcare provider right away if you have any of the signs of infection listed on page 14. Do not use COSENTYX if you have any signs of infection unless you are instructed to by your healthcare provider.

See **“What are the possible side effects of COSENTYX?”** for more information about side effects.

What is COSENTYX?

COSENTYX is a prescription medicine used to treat adults:

- with moderate to severe plaque psoriasis that involves large areas or many areas of the body, and who may benefit from taking injections or pills (systemic therapy) or phototherapy (treatment using ultraviolet or UV light alone or with systemic therapy)
- with active psoriatic arthritis

COSENTYX may improve your condition, but it may also lower the ability of your immune system to fight infections.

It is not known if COSENTYX is safe and effective in children.

Who should not use COSENTYX?

Do not use COSENTYX if you have had a severe allergic reaction to secukinumab or any of the other ingredients in COSENTYX. See the end of the Consumer Brief Summary for a complete list of ingredients in COSENTYX.

What should I tell my healthcare provider before starting COSENTYX?

Before starting COSENTYX, tell your healthcare provider if you:

- have any of the conditions or symptoms listed in the section **“What is the most important information I should know about COSENTYX?”**
- have inflammatory bowel disease (Crohn's disease or ulcerative colitis)
- are allergic to latex. The needle cap on the COSENTYX Sensoready[®] pen and prefilled syringe contains latex.
- have recently received or are scheduled to receive an immunization (vaccine). People who take COSENTYX **should not** receive live vaccines.

Visit COSENTYX.com/PsA for more information.

CONSUMER BRIEF SUMMARY (cont)

- have any other medical conditions
- are pregnant or plan to become pregnant. It is not known if COSENTYX[®] can harm your unborn baby. You and your healthcare provider should decide if you will use COSENTYX.
- are breastfeeding or plan to breastfeed. It is not known if COSENTYX passes into your breast milk.

Tell your healthcare provider about all the medicines you take, including prescription and over-the-counter medicines, vitamins, and herbal supplements.

Know the medicines you take. Keep a list of your medicines to show your healthcare provider and pharmacist when you get a new medicine.

How should I use COSENTYX?

See the detailed “Instructions for Use” that comes with your COSENTYX for information on how to prepare and inject a dose of COSENTYX, and how to properly throw away (dispose of) used COSENTYX Sensoready[®] pens and prefilled syringes.

- Use COSENTYX exactly as prescribed by your healthcare provider.
- If your healthcare provider decides that you or a caregiver may give your injections of COSENTYX at home, you should receive training on the right way to prepare and inject COSENTYX. Do not try to inject COSENTYX yourself, until you or your caregiver has been shown how to inject COSENTYX by your healthcare provider.
- COSENTYX comes in a Sensoready pen or prefilled syringe that you or your caregiver may use at home to give injections. Your healthcare provider will decide which type of COSENTYX is best for you to use at home.
- Your healthcare provider will prescribe the dose of COSENTYX that is right for you.
 - If your prescribed dose of COSENTYX is **150 mg**, you must give **1 injection** of COSENTYX for each dose.
 - If your prescribed dose of COSENTYX is **300 mg**, you must give **2 injections** for each dose.

- COSENTYX is given as an injection under your skin (subcutaneous injection), in your upper legs (thighs) or stomach-area (abdomen) by you or a caregiver. A caregiver may also give you an injection of COSENTYX in your upper outer arm.
- **Do not** give an injection in an area of the skin that is tender, bruised, red or hard, or in an area of skin that is affected by psoriasis.
- Each injection should be given at a different site. **Do not** use the 2-inch area around your navel (belly button).
- If you inject more COSENTYX than prescribed, call your healthcare provider or go to the nearest emergency room right away.

What are the possible side effects of COSENTYX?

See “What is the most important information I should know about COSENTYX?”

- **Inflammatory bowel disease.** New cases of inflammatory bowel disease or “flare-ups” can happen with COSENTYX, and can sometimes be serious. If you have inflammatory bowel disease (ulcerative colitis or Crohn’s disease), tell your healthcare provider if you have worsening disease symptoms during treatment with COSENTYX or develop new symptoms of stomach pain or diarrhea.
- **Serious allergic reactions.** Get emergency medical help right away if you get any of the following symptoms of a serious allergic reaction:

◦ feel faint	◦ trouble breathing
◦ swelling of your face, eyelids, lips, mouth, tongue, or throat	◦ or throat tightness
	◦ chest tightness
	◦ skin rash

CONSUMER BRIEF SUMMARY (cont)

If you have a severe allergic reaction, do not give another injection of COSENTYX[®].

The most common side effects of COSENTYX include:

- cold symptoms
- diarrhea
- upper respiratory infections

These are not all of the possible side effects of COSENTYX.

Call your doctor for medical advice about side effects. You may report side effects to FDA at 1-800-FDA-1088.

Keep COSENTYX and all medicines out of the reach of children.

General information about the safe and effective use of COSENTYX

Medicines are sometimes prescribed for purposes other than those listed in a Medication Guide. Do not use COSENTYX for a condition for which it was not prescribed. Do not give COSENTYX to other people, even if they have the same symptoms you have. It may harm them.

You can ask your healthcare provider or pharmacist for information about COSENTYX that is written for health professionals.

What are the ingredients in COSENTYX?

Active ingredient: secukinumab

Inactive ingredients: Sensoready[®] pen and prefilled syringe:

L-histidine/histidine hydrochloride monohydrate, L-methionine, polysorbate 80, trehalose dihydrate, and sterile water for injection.

Vial: L-histidine/histidine hydrochloride monohydrate, polysorbate 80, and sucrose.

MOVE FORWARD. TAKE THE FIRST STEP AND TALK TO YOUR DOCTOR TODAY ABOUT COSENTYX.

If you have questions, call 1-844-COSENTYX or visit [COSENTYX.com/PsA](https://www.cosentyx.com/PsA) to learn more.

INSTRUCTIONS FOR USE

COSENTYX® (koe-sen'-tix) (secukinumab) Injection Prefilled Syringe

Be sure that you read, understand, and follow this Instructions for Use before injecting COSENTYX. Your healthcare provider should show you how to prepare and inject COSENTYX properly using the prefilled syringe before you use it for the first time. Talk to your healthcare provider if you have any questions.

Important:

- **Do not use** the COSENTYX prefilled syringe if either the seal on the outside carton or the seal of the blister are broken. Keep the COSENTYX prefilled syringe in the sealed carton until you are ready to use it.
- Inject COSENTYX **within 1 hour** after taking it out of the refrigerator.
- **Do not shake** the COSENTYX prefilled syringe.
- **The needle caps of the prefilled syringes contain latex. Do not handle the prefilled syringes if you are sensitive to latex.**
- The prefilled syringe has a needle guard that will be activated to cover the needle after the injection is finished. The needle guard will help to prevent needle stick injuries to anyone who handles the prefilled syringe.
- Do not remove the needle cap until just before you give the injection.
- Avoid touching the syringe guard wings before use. Touching them may cause the syringe guard to be activated too early.
- Throw away (dispose of) the used COSENTYX prefilled syringe right away after use. **Do not re-use a COSENTYX prefilled syringe.** See **“How should I dispose of used COSENTYX prefilled syringes?”** at the end of this Instructions for Use.

How should I store COSENTYX?

- Store your carton of COSENTYX prefilled syringes in a refrigerator, between 36°F to 46°F (2°C to 8°C).
- Keep COSENTYX prefilled syringes in the original carton until ready to use to protect from light.
- Do not freeze COSENTYX prefilled syringes.

Keep COSENTYX and all medicines out of the reach of children.

COSENTYX prefilled syringe parts
(see Figure A):

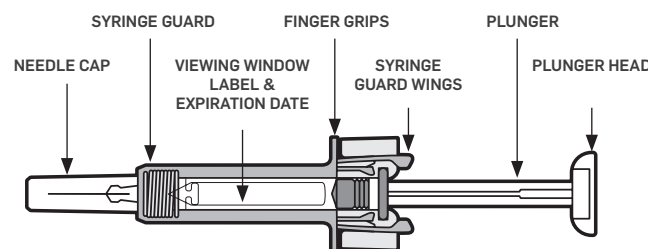


Figure A

What you need for your injection:

Included in the carton:

A new COSENTYX® prefilled syringe.

Each COSENTYX prefilled syringe contains **150 mg** of COSENTYX.

- If your **prescribed dose** of COSENTYX is **150 mg**, you must give **1 injection**.
- If your **prescribed dose** of COSENTYX is **300 mg**, you must give **2 injections**.

Not included in the carton (see **Figure B**):

- 1 Alcohol wipe
- 1 Cotton ball or gauze
- Sharps disposal container



Figure B

See **“How should I dispose of used COSENTYX prefilled syringes?”** at the end of this Instructions for Use.

Prepare the COSENTYX prefilled syringe

Step 1. Find a clean, well-lit, flat work surface.

Step 2. Take the carton containing the COSENTYX prefilled syringe out of the refrigerator and leave it **unopened** on your work surface for about 15 to 30 minutes so that it reaches room temperature.

Step 3. Wash your hands well with soap and water.

Step 4. Remove the COSENTYX prefilled syringe from the outer carton and take it out of the blister.

Step 5. Look through the viewing window on the COSENTYX prefilled syringe. The liquid inside should be clear. The color may be colorless to slightly yellow. You may see a small air bubble in the liquid. This is normal. **Do not use** the prefilled syringe if the liquid contains visible particles, or if the liquid is cloudy or discolored.

Step 6. Do not use the COSENTYX prefilled syringe if it is broken. Return the prefilled syringe and the package it came in to the pharmacy.

Step 7. Do not use the COSENTYX prefilled syringe if the expiration date has passed.

Choose and clean the injection site

- Areas of your body that you may use as injection sites include:
 - the front of your thighs (see **Figure C**)
 - the lower stomach-area (abdomen), but **not** the area 2 inches around your navel (belly button) (see **Figure C**)
 - your upper outer arms, if a caregiver is giving you the injection (see **Figure D**)
- Choose a different site for each injection of COSENTYX.
- **Do not** inject into areas where the skin is tender, bruised, red, scaly, or hard, or in an area of skin that is affected by psoriasis. Avoid areas with scars or stretch marks.

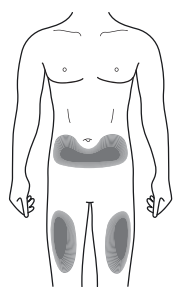


Figure C

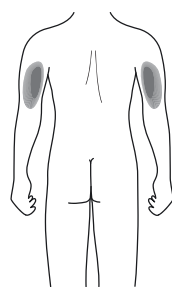


Figure D

Step 8. Using a circular motion, clean the injection site with the alcohol wipe. Leave it to dry before injecting. Do not touch the cleaned area again before injecting.

Giving your injection

Step 9. Carefully remove the needle cap from the COSENTYX® prefilled syringe (see Figure E). Throw away the needle cap. You may see a drop of liquid at the end of the needle. This is normal.

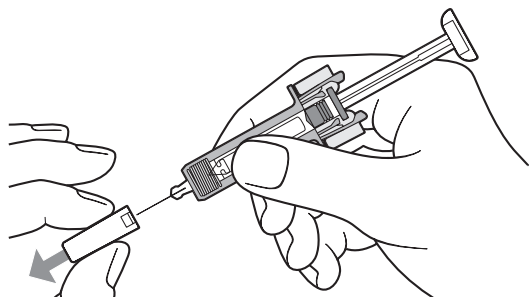


Figure E

Step 10. With one hand gently pinch the skin at the injection site. With your other hand insert the needle into your skin as shown (see Figure F). Push the needle all the way in to make sure that you inject your full dose.

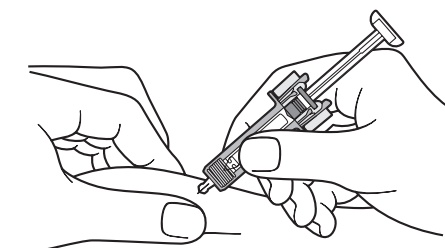


Figure F

Step 11. Hold the COSENTYX prefilled syringe finger grips as shown (see Figure G). Slowly press down on the plunger as far as it will go, so that the plunger head is completely between the syringe guard wings.

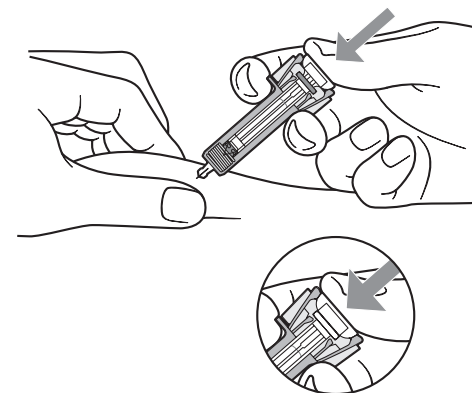


Figure G

Step 12. Continue to press fully on the plunger for an additional 5 seconds. Hold the syringe in place for the full 5 seconds.

Step 13. Keep the plunger fully depressed while you carefully pull the needle straight out from the injection site (**see Figure H**).

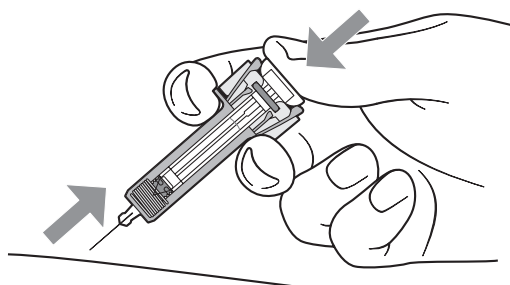


Figure H

Step 14. Slowly release the plunger and allow the syringe guard to automatically cover the exposed needle (**see Figure I**).

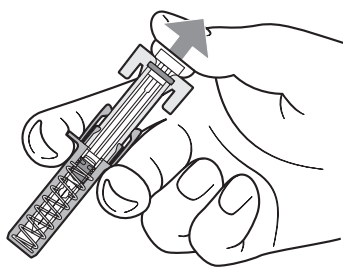


Figure I

Step 15. There may be a small amount of blood at the injection site. You can press a cotton ball or gauze over the injection site and hold it for 10 seconds. Do not rub the injection site. You may cover the injection site with a small adhesive bandage, if needed.

If your prescribed dose of COSENTYX[®] is 300 mg, repeat steps 4 through 15 with a new COSENTYX prefilled syringe.

How should I dispose of used COSENTYX prefilled syringes?

Step 16. Put your used prefilled syringes in a FDA-cleared sharps disposal container right away after use (**see Figure J**). **Do not throw away (dispose of)** prefilled syringes in your household trash.

If you do not have an FDA-cleared sharps disposal container, you may use a household container that is:

- made of a heavy-duty plastic,
- can be closed with a tight-fitting, puncture-resistant lid, without sharps being able to come out,
- upright and stable during use,
- leak-resistant, and
- properly labeled to warn of hazardous waste inside the container.

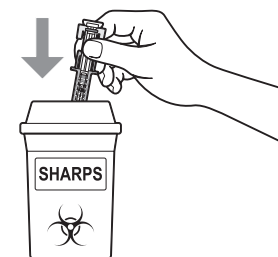


Figure J

Visit [COSENTYX.com/PsA](https://www.cosentyx.com/PsA) for more information.

When your sharps disposal container is almost full, you will need to follow your community guidelines for the right way to dispose of your sharps disposal container. There may be state or local laws about how you should throw away used needles, syringes and prefilled syringes. For more information about safe sharps disposal, and for specific information about sharps disposal in the state that you live in, go to the FDA's website at: <http://www.fda.gov/safesharpsdisposal>.

This Instructions for Use has been approved by the U.S. Food and Drug Administration.

Manufactured by:
 Novartis Pharmaceuticals Corporation
 East Hanover, New Jersey 07936
 US License Number 1244

Issued: January 2015

© Novartis

T2015-10

INSTRUCTIONS FOR USE

COSENTYX[®] (koe-sen'-tix) (secukinumab) Injection Sensoready[®] Pen

Be sure that you read, understand, and follow this Instructions for Use before injecting COSENTYX. Your healthcare provider should show you how to prepare and inject COSENTYX properly using the Sensoready Pen before you use it for the first time. Talk to your healthcare provider if you have any questions.

Important:

- **Do not use** the COSENTYX Sensoready Pen if either the seal on the outer carton or the seal on the pen is broken. Keep the COSENTYX Sensoready Pen in the sealed outer carton until you are ready to use it.
- Inject COSENTYX **within 1 hour** after taking it out of the refrigerator.
- **Do not shake** the COSENTYX Sensoready Pen.
- The caps of the Sensoready Pens contain latex. **Do not handle the Sensoready Pens if you are sensitive to latex.**
- If you drop your COSENTYX Sensoready Pen, **do not use** it if the Sensoready Pen looks damaged, or if you dropped it with the cap removed.
- Throw away (dispose of) the used COSENTYX Sensoready Pen right away after use. **Do not re-use a COSENTYX Sensoready Pen.** See "How should I dispose of used COSENTYX Sensoready Pens?" at the end of this Instructions for Use.

How should I store COSENTYX®?

- Store your carton of COSENTYX Sensoready® Pen in a refrigerator, between 36°F to 46°F (2°C to 8°C).
- Keep COSENTYX Sensoready Pen in the original carton until ready to use to protect from light.
- Do not freeze COSENTYX Sensoready Pen.

Keep COSENTYX and all medicines out of the reach of children.

COSENTYX Sensoready Pen parts
(see Figure A):

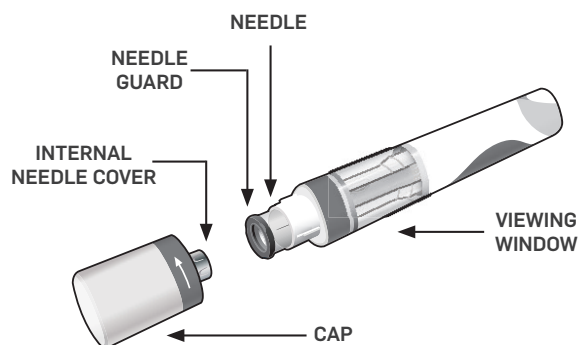


Figure A

The COSENTYX Sensoready Pen is shown above with the cap removed. **Do not** remove the cap until you are ready to inject.

What you need for your injection:

Included in the carton:

A new COSENTYX Sensoready Pen (see Figure B).

Each COSENTYX Sensoready Pen contains 150 mg of COSENTYX.

- If your **prescribed dose** of COSENTYX is **150 mg**, you must give **1 injection**.
- If your **prescribed dose** of COSENTYX is **300 mg**, you must give **2 injections**.

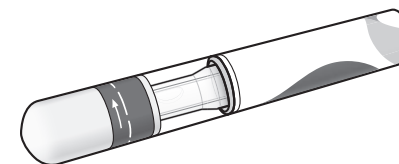


Figure B

Not included in the carton (see Figure C):

- 1 Alcohol wipe
- 1 Cotton ball or gauze
- Sharps disposal container.



Figure C

See “How should I dispose of used COSENTYX[®] Sensoready[®] Pen?” at the end of this Instructions for Use.

Before your injection:

Take the COSENTYX Sensoready Pen out of the refrigerator **15 to 30 minutes before injecting** to allow it to reach room temperature.

Step 1. Important safety checks before you inject (see Figure D):

- Look through the viewing window. The liquid should be clear. Its color may vary from colorless to slightly yellow.

Do not use if the liquid contains visible particles, is cloudy or is discolored. You may see a small air bubble, which is normal.

- Look at the **expiration date (EXP)** on your Sensoready Pen.
Do not use your COSENTYX Sensoready Pen if the expiration date has passed.

Contact your pharmacist if the COSENTYX Sensoready Pen fails any of these checks.

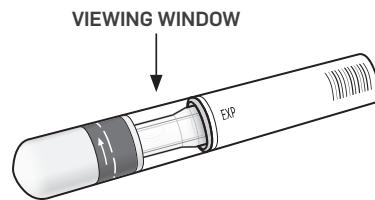


Figure D

Step 2. Choose your injection site:

- The recommended site is the front of the thighs. You may also use the lower abdomen, but **not** the area 2 inches around your navel (belly button) (see Figure E).
- Choose a different site each time you give yourself an injection.
- Do not inject into areas where the skin is tender, bruised, red, scaly or hard, or in an area of skin that is affected by psoriasis. Avoid areas with scars or stretch marks.

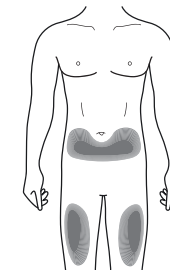


Figure E

- If a **caregiver** or **healthcare provider** is giving you your injection, they may also inject into your outer upper arm (see Figure F).

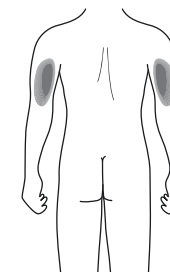


Figure F

Visit [COSENTYX.com/PsA](https://www.cosentyx.com/PsA) for more information.

Step 3. Cleaning your injection site:

- Wash your hands well with soap and water.
- Using a circular motion, clean the injection site with the alcohol wipe. Leave it to dry before injecting (**see Figure G**).
- Do not touch the cleaned area again before injecting.

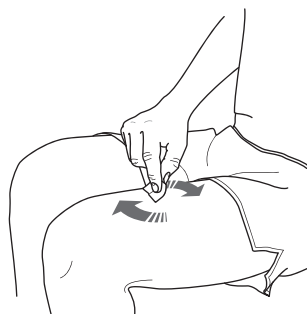


Figure G

Your injection:

Step 4. Removing the cap:

- Only remove the cap when you are ready to use the COSENTYX® Sensoready® Pen.
- Twist off the cap in the direction of the arrow (**see Figure H**).
- Throw away the cap. **Do not try to re-attach the cap.**
- Use the COSENTYX Sensoready Pen within 5 minutes of removing the cap.

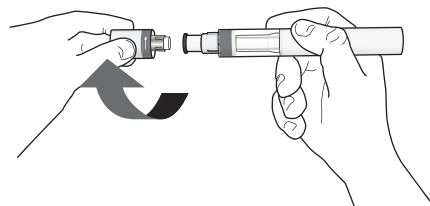


Figure H

Step 5. Holding your COSENTYX Sensoready Pen:

- Hold the COSENTYX Sensoready Pen at 90 degrees to the cleaned injection site (**see Figure I**).

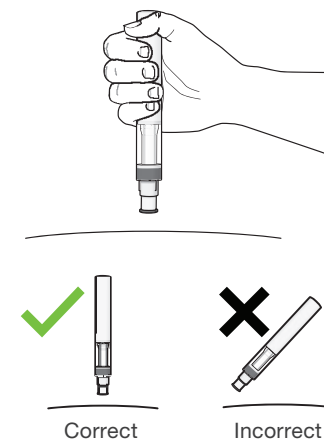


Figure I

Important: During the injection you will hear 2 loud clicks:

- The **1st click** indicates that the **injection has started**.
- Several seconds later a **2nd click** will indicate that the **injection is almost finished**.

You must keep holding the COSENTYX Sensoready Pen firmly against your skin until you see a **green indicator** fill the window and stop moving.

Step 6. Starting your injection:

- Press the COSENTYX® Sensoready® Pen firmly against the skin to start the injection (see Figure J).
- The **1st click** indicates the injection has started.
- **Keep holding** the COSENTYX Sensoready Pen firmly against your skin.
- The **green indicator** shows the progress of the injection.

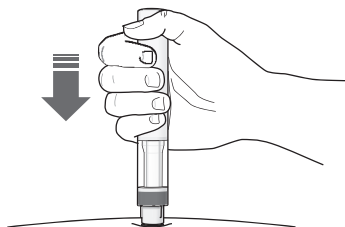


Figure J

Step 7. Completing your injection:

- Listen for the **2nd click**. This indicates the injection is **almost** complete.
- Check the **green indicator** fills the window and has stopped moving (see Figure K).
- The COSENTYX Sensoready Pen can now be removed.

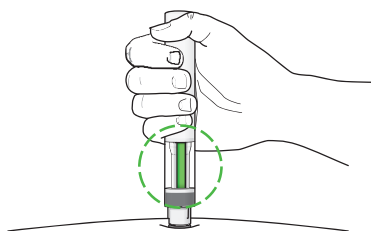


Figure K

After your injection:

Step 8. Check the green indicator fills the window (see Figure L):

- This means the medicine has been delivered. Contact your healthcare provider if the green indicator is not visible.
- There may be a small amount of blood at the injection site. You can press a cotton ball or gauze over the injection site and hold it for 10 seconds. Do not rub the injection site. You may cover the injection site with a small adhesive bandage, if needed.

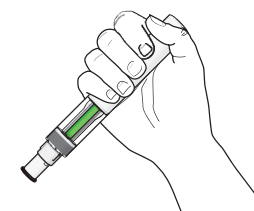


Figure L

If your prescribed dose of COSENTYX is 300 mg, repeat steps 1 through 8 with a new COSENTYX Sensoready Pen.

How should I dispose of used COSENTYX[®] Sensoready[®] Pens?

Step 9. Put your used Sensoready Pens in a FDA-cleared sharps disposal container right away after use (see **Figure M**).

Do not throw away (dispose of) Sensoready Pens in your household trash.

If you do not have an FDA-cleared sharps disposal container, you may use a household container that is:

- made of a heavy-duty plastic,
- can be closed with a tight-fitting, puncture-resistant lid, without sharps being able to come out,
- upright and stable during use,
- leak-resistant, and
- properly labeled to warn of hazardous waste inside the container.

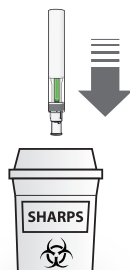


Figure M

When your sharps disposal container is almost full, you will need to follow your community guidelines for the right way to dispose of your sharps disposal container. There may be state or local laws about how you should throw away used needles, syringes, and Sensoready Pens. For more information about safe sharps disposal, and for specific information about sharps disposal in the state that you live in, go to the FDA's website at: <http://www.fda.gov/safesharpsdisposal>.

This Instructions for Use has been approved by the U.S. Food and Drug Administration.

Manufactured by:
Novartis Pharmaceuticals Corporation
East Hanover, New Jersey 07936
US License Number 1244

Issued: January 2015

© Novartis

T2015-11



Actual patient treated
with COSENTYX.
Individual results may vary.

WATCH ME GO



**ASK YOUR DOCTOR
ABOUT COSENTYX® TODAY.**

**Please see Important Safety Information throughout this brochure.
Please see Consumer Brief Summary on pages 14–18.**

COSENTYX is a registered trademark of Novartis AG.



Novartis Pharmaceuticals Corporation
East Hanover, New Jersey 07936-1080

© 2016 Novartis

Printed in USA

6/16

COS-1330656